



Warm Melt Supply Systems

For warm melt materials and temperature conditioning applications



PROVEN QUALITY. LEADING TECHNOLOGY.

Advanced Technology with a Modular Approach

Precision temperature control

Designed specifically for warm melt materials and temperature conditioning applications, Graco Warm Melt Supply Systems deliver superior heat control and performance in a reliable, easy-to-use, easy-to-maintain package. Instead of investing in a custom solution or equipment meant for other applications, Graco Warm Melt Supply Systems offer performance and flexibility at a reasonable price.

Easy to Service

- Smart design and simple features reduce time spent on maintenance
- A turnbuckle raises the air motor for easy maintenance

Precision Temperature Control

- Ensures consistent processes with accurate temperature control
- Modular controls eliminate the unreliability of point-to-point wiring

Check-Mate® Pump

- Quick-disconnect coupler reduces maintenance time

Integrated Drum Air Blow-Off

- Reduces downtime with quick, easy drum changes

Modular Design

- Modular approach lets you configure a system to fit your operation

Display Module

- Intuitive, easy-to-use screen navigation provides simple setup, monitoring and diagnostics

Integrated Air Controls

- Conveniently located easy to see, easy to use

Platen Design

- Modular heaters provide plenty of power without the expense of a custom platen
 - Minimizes leftover material and reduces waste
- Long-lasting, one-piece platen seals are easy to replace



Graco Warm Melt Supply System

Advanced Technology with a Modular Approach

Simplified maintenance reduces downtime

The control enclosure on the system contains temperature control modules, fuses, and electrical components that are extremely easy to remove and replace. No more point-to-point wiring or printed circuit boards – instead, control modules and components are designed for snap-on, snap-off removal and installation.

Easy Diagnostics

Easy to see green, yellow and red diagnostic lights indicate module status. If a control module needs to be replaced, simply remove the module and plug in a replacement.

Circuit Breakers and Electrical Components

- Modular assembly replaces complex wiring

Smisline Rail


- Distributes power to components
- Provides easy snap-on installation, reducing maintenance downtime

Low-power Temperature Control Modules

- For pump, hose and gun

High-power Temperature Control Module

- For heated platen



Applications

- Material transfer
- Automotive assembly
- Tier one automotive suppliers
- Door and window manufacturing

Materials

- Urethane
- Epoxy
- Warm melt sealers

Advanced Controls – The Rules Have Changed

Advanced, intuitive controls

The electronic controls on Graco Supply Systems help you monitor and control critical factors through an easy-to-use interface.



Display Module for efficiency and control

The Display Module allows you to configure your supply systems to operate in tandem for better productivity and improved uptime.

- Easy-to-use interface puts the operator in total control
- Gateway module can be added to connect your Warm Melt System to a fieldbus for external monitoring and control



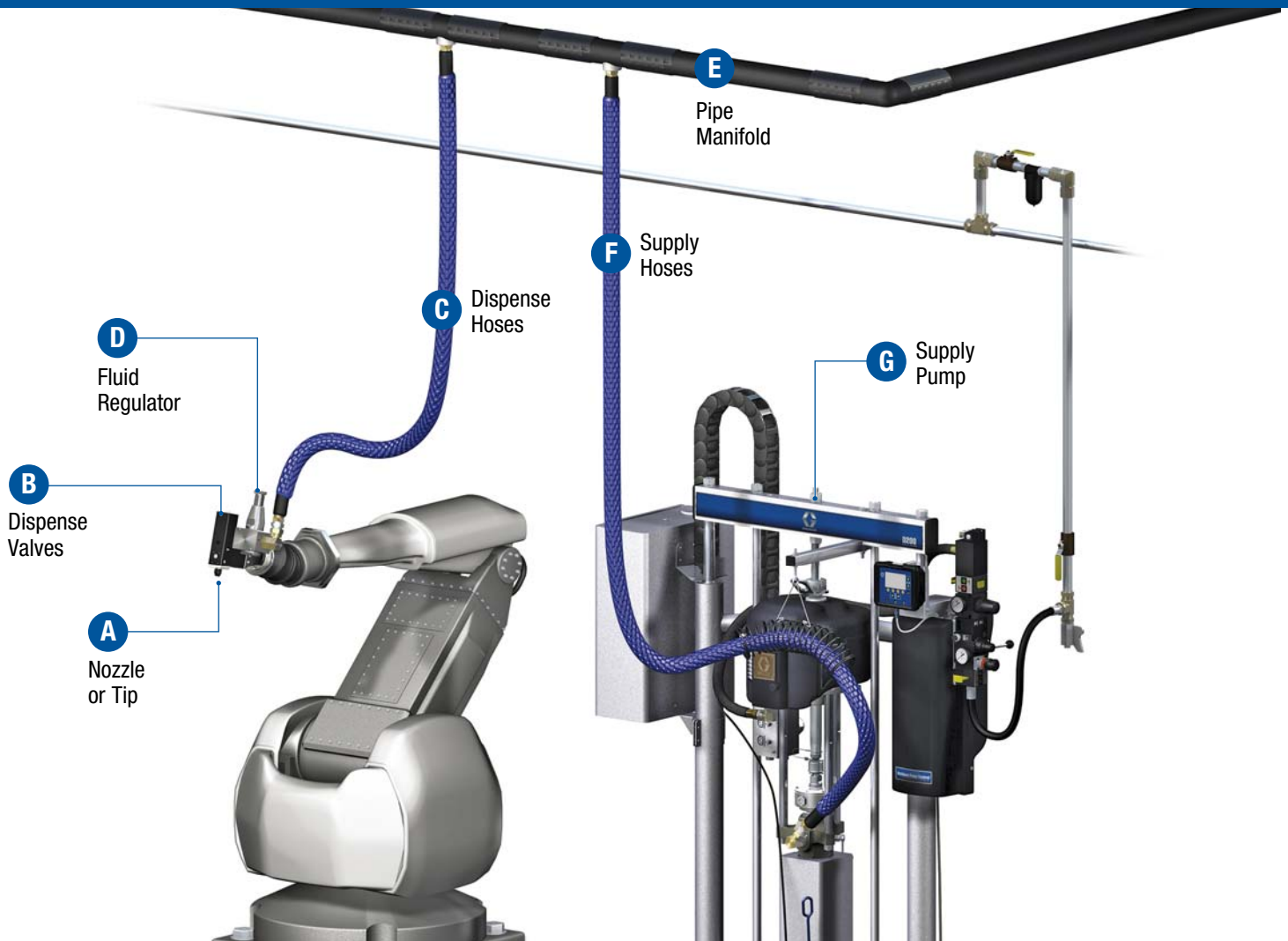
Run screen

Simple, intuitive, icon-based heat control. Displays both set point and actual temperatures. Configurable for tandem systems. Controls four to six zones per ram or up to 12 zones for tandem systems.

Setup screens

Password protection optional. Adjustable warning and alarm limits, and setback temperature.

Components of the Graco Supply System



Other factors to consider when choosing a supply system

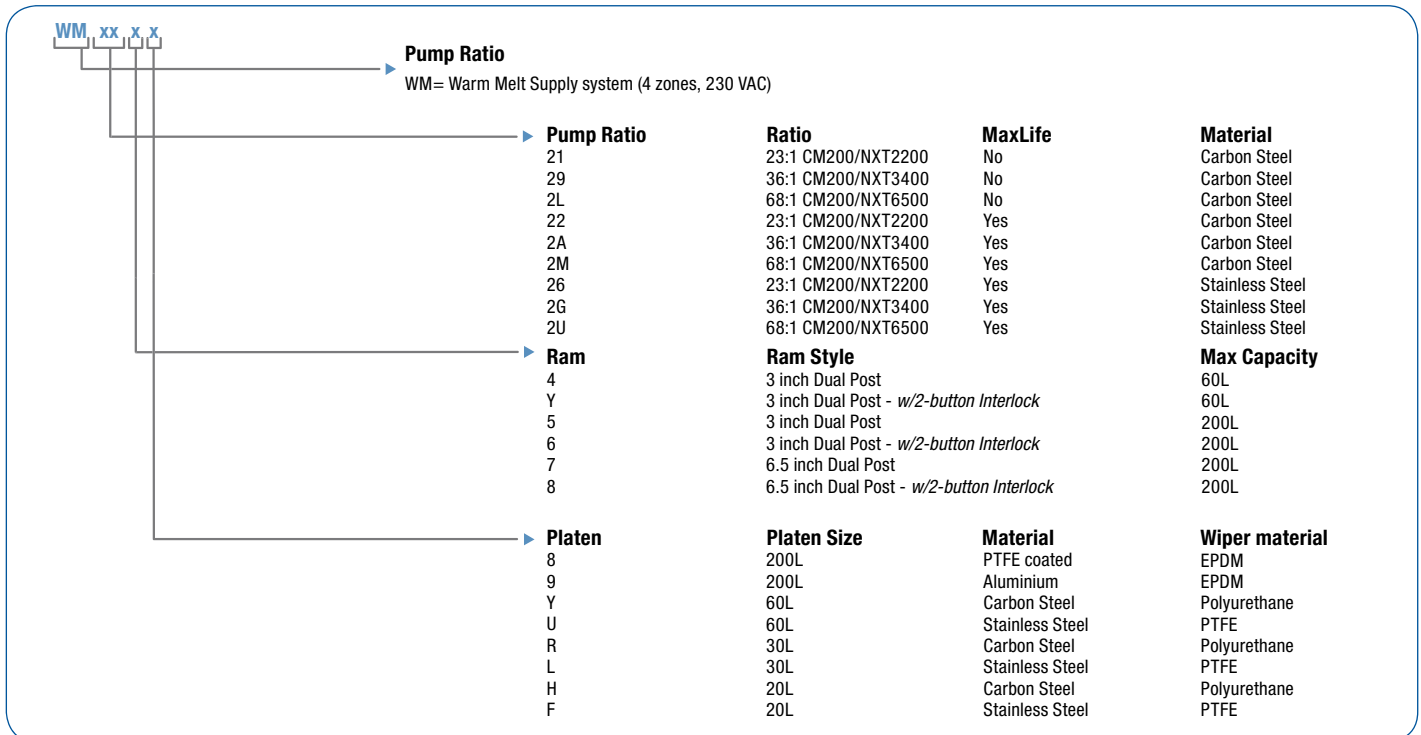
	A	B	C	D	E	F	G
Major Components	Nozzle or Tip	Dispense Valves	Dispense Hoses	Fluid Regulators	Pipe Manifold	Supply Hoses	Supply Pumps
Selection Factors	Size, shape and type of fluid flow pattern	<ul style="list-style-type: none"> Usage <ul style="list-style-type: none"> - Manual - Automatic - Robotic - Shot Pressure Volume 	<ul style="list-style-type: none"> Viscosity Volume Length Pressure Flexibility Chemical compatibility 	<ul style="list-style-type: none"> Viscosity Pressure Volume Chemical compatibility 	<ul style="list-style-type: none"> Volume Pressure Location Drops Chemical compatibility 	<ul style="list-style-type: none"> Viscosity Volume Length Pressure Chemical compatibility 	<ul style="list-style-type: none"> Container Size Viscosity Pump Location Chemical compatibility
Equipment Options	<ul style="list-style-type: none"> Nozzles Tips Extensions Brushes 	<ul style="list-style-type: none"> Mechanical gun Pneumatic gun Nozzle <ul style="list-style-type: none"> - Extrusion - Spray - Length - Orifice 	<ul style="list-style-type: none"> Steel, SST Pipe, JIC Flexible hoses <ul style="list-style-type: none"> - PTFE - Buna - Nylon - Moisture-Lok 	<ul style="list-style-type: none"> Mastic regulator Pressure compensating valve 	<ul style="list-style-type: none"> Steel SST Pipe Tubing Sizes 	<ul style="list-style-type: none"> Steel, SST Pipe, JIC Flexible hoses <ul style="list-style-type: none"> - PTFE - Buna - Nylon - Moisture-Lok 	<ul style="list-style-type: none"> Priming piston Double ball Ram Mount Single or dual wipers Drum empty options Auto Crossover

Ordering information

Use Graco's numbering system

Graco's numbering system helps you simplify the ordering process. Just follow the diagrams below to select the parts you want. You'll have your order built easily and accurately in no time.

Selection Guide



Accessories

Warm Melt Accessories

- 24C222 2-zone accessory
- 24C223 2-zone expansion
- 24C526 4-zone accessory
- 24D012 Warm Melt Kit - D200
- 24D015 Warm Melt Kit - D200s
- 24D009 Warm Melt Kit - D60
- 24C493 Warm Melt 200L Platen Heater Kit
- 24C494 Warm Melt 20-60L Platen Heater Kit
- 24C495 Warm Melt Pump Heater Kit
- 24D013 Tandem Warm Melt A-Side Kit - D200
- 24D014 Tandem Warm Melt B-Side Kit - D200
- 24D016 Tandem Warm Melt A-Side Kit - D200s
- 24D017 Tandem Warm Melt B-Side Kit - D200s
- 24D010 Tandem Warm Melt A-Side Kit - D60
- 24D011 Tandem Warm Melt B-Side Kit - D60
- 24C530 Low and Empty Sensor Kit

Outlet Check Kits

- 255452 Used on carbon steel Check-Mate 100 Displacement Pumps
- 255453 Used on carbon steel Check-Mate 200 and 250 Displacement Pumps
- 255454 Used on stainless steel Check-Mate 200 and 250 Displacement Pumps
- 255455 Used on carbon steel Check-Mate 500 Displacement Pumps
- 255456 Used on stainless steel Check-Mate 500 Displacement Pumps

D200 Accessories

- 255477 Drum Stop Kit
- 255627 Drum Roller Kit
- C32463 Saddle Clamps (D200s and D200si only)
- 206537 Saddle Clamps (D200s and D200i only)
- 918395 Heavy-Duty Drum Clamp Kit (D200s and D200si only)
- 918397 Clamshell Drum Holder Kit (D200s and D200si only)
- 255691 208l (5 gal) Platen Cover
- 255703 Enclosed Wet Cup Recirculation Kit
- 255650 Air Controls

Electronics

- 120409 Extension cable, 2.44 m (8 ft), control box to hose, 16 pin to 16 pin
- 196313 Extension cable, 4.57 m (15 ft), control box to hose, 16 pin to 16 pin
- 196314 Extension cable, 7.62 m (25 ft), control box to hose, 16 pin to 16 pin
- 196315 Extension cable, 7.62 m (15 ft), control box to hose, 16 pin to 8 pin
- 196316 Extension cable, 2.44 m (25 ft), control box to hose, 16 pin to 8 pin
- 196317 Extension cable, 7.62 m (15 ft), control box to hose, 16 pin to 8 pin
- 196318 Extension cable, 2.44 m (25 ft), control box to hose, 16 pin to 8 pin



Technical Specifications

Volume per cycle	192 cm ³ (11.7 in ³)	Fluid inlets without feed kits	1-1/4 npt (m)
Cycles per 3.8 l (1 gal)	21	Max operating temperature	
Fluid flow at 60 cpm	10.6 lpm (2.8 gpm)	Pump and platen	70°C (158°F)
Max fluid working pressure		Hoses, valves and regulators	100°C (212°F)
23:1	159 bar (2300 psi, 15.9 MPa)	Air inlet size	1/2 in npsm(f)
36:1	248 bar (3600 psi, 24.8 MPa)	Pump fluid outlet size	1 npt(f)
68:1	345 bar (5000 psi, 34.5 MPa)	Power requirements	
Max air input pressure		Compressed air	700-1500 ltr/min
23:1	7 bar (100 psi, 0.7 MPa)	Electricity voltage	230 Volt, 1 phase, 50/60 Hz
36:1	7 bar (100 psi, 0.7 MPa)	Peak consumption	7.92 Kva
68:1	5 bar (74 psi, 0.5 MPa)	Manuals	313296

HOSE SIZE	- 8 (3/4 in -16 JIC)	- 10 (7/8 in -14 JIC)	- 12 (1-1/16 in -12 JIC)	- 16 (1-5/16 in -12 JIC)	- 20 (1-5/8 in -12 JIC)
INSIDE DIAMETER	10 mm	13 mm	16 mm	22 mm	28 mm
HOSE LENGTH					
1.8m (6 ft)	None	115875	None	115884	None
3m (10 ft)	115873	115876	115880	115885	117821
4.6m (15 ft)	115874	115877	115881	115886	117822
6m (20 ft)	None	115878	115882	115887	None
7.6m (25 ft)	None	115879	115883	115888	None
PUMP AND HOSE FITTINGS					
Pump/Hose Fitting (Qty: 1 hose)	253267	253268	120260	120261	120262
Pump/Hose Fitting (Qty: 2 hoses)	120263 + (2) 253267	120263 + (2) 253268	120263 + (2) 120260	120263 + (2) 120261	120263 + (2) 120262
Pump/Hose Fitting (Mini-5 pump)	C20678	C20679	C38006	None	None
Hose/Hose Fitting	120241	120243	120247	120249	120250
FITTINGS					
243656 (23:1 Compensator) Inlet: 1 in npt Outlet: 1 in npt	253267	253268	120260	120261	120262
243657 (51:1 Compensator) Inlet: 1 in npt Outlet: 1 in npt	253267	253268	120260	120261	120262
243697 (Distribution Manifold) Inlet: 3/4 in npt Outlet: 1 in npt	Inlet: 120256 Outlet: 253267	Inlet: 120257 Outlet: 253268	Inlet: 120258 Outlet: 120260	Inlet: 120259 Outlet: 120261	Inlet: 253276 Outlet: 120262
289208 (Compact Heated Regulator) Inlet: 3/8 in Outlet: 3/8 in	C20585	None	None	None	None
243700 (Heated Mastic Regulator) Inlet: 3/4 in npt Outlet: 3/4 in npt	120256	120257	120258	120259	253276
249515 (Top Feed Gun) Inlet: 7/8 in -14 JIC	120264	None	120265	None	None
249513 (Top Feed Gun w/ switch)	120264	None	120265	None	None
249514 (Btm Feed Gun)	120264	None	120265	None	None
249512 (Btm Feed Gun w/ switch)	120264	None	120265	None	None
243694 (Dispense Valve) Inlet: 1/2 in npt	120253	120255	120254	253269	253270
244951 (High Flow Dispense Valve) Inlet: 1/2 in npt	120253	120255	120254	253269	253270
244909 (Snuff-back Dispense Valve) Inlet: 1/2 in npt	120253	120255	120254	253269	253270
243701 (Distribution Header) Inlet: 1/2 in	120253	120255	120254	253269	253270





ABOUT GRACO

Founded in 1926, Graco is a world leader in fluid handling systems and components. Graco products move, measure, control, dispense and apply a wide range of fluids and viscous materials used in vehicle lubrication, commercial and industrial settings.

The company's success is based on its unwavering commitment to technical excellence, world-class manufacturing and unparalleled customer service. Working closely with qualified distributors, Graco offers systems, products and technology that set the quality standard in a wide range of fluid handling solutions. Graco provides equipment for spray finishing, protective coating, paint circulation, lubrication, and dispensing sealants and adhesives, along with power application equipment for the contractor industry. Graco's ongoing investment in fluid management and control will continue to provide innovative solutions to a diverse global market.

GRACO LOCATIONS

CONTACT

MAILING ADDRESS

P.O. Box 1441
Minneapolis, MN 55440-1441
Tel: 612.623.6000
Fax: 612.623.6777

AMERICAS

MINNESOTA

Worldwide Headquarters
Graco Inc.
88-11th Avenue N.E.
Minneapolis, MN 55413

EUROPE

BELGIUM

European Headquarters
Graco N.V.
Industrieterrein-Oude Bunders
Slakweidestraat 31
3630 Maasmechelen,
Belgium
Tel: 32.89.770.700
Fax: 32.89.770.777

ASIA PACIFIC

JAPAN

Graco K.K.
1-27-12 Hayabuchi
Tsuzuki-ku
Yokohama City, Japan 2240025
Tel: 81.45.593.7300
Fax: 81.45.593.7301

ASIA PACIFIC

CHINA

Graco Hong Kong Ltd.
Representative Office
Room 118 1st Floor
No.2 Xin Yuan Building
No.509 Cao Bao Road
Shanghai, P.R. China 200233
Tel: 86.21.649.50088
Fax: 86.21.649.50077

ASIA PACIFIC

KOREA

Graco Korea Inc.
Choheung Bank Building
4th Floor #1599
Gwanyang-Dong, Dongan-Ku,
Anyang-Si, Gyunggi-Do,
Korea 431-060
Tel: 82(Korea).31.476.9400
Fax: 82(Korea).31.476.9801

All written and visual data contained in this document are based on the latest product information available at the time of publication.
Graco reserves the right to make changes at any time without notice.

Graco is certified ISO 9001.

Europe
+32 89 770 700
FAX +32 89 770 777
WWW.GRACO.BE